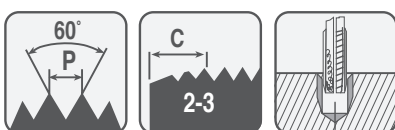
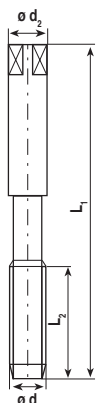


Codice Articolo

S 3[^]

NORM ®



Tol	NEUTRO	
Mat	HSS	
Imbocco	C	

L1	L2	d2	∅	L.MIS.	Preforo	Preforo		mm	d x p	
						min	max			
125	34	32	24	27	38	38.48	38.56	42.16	NPT 1' ¼ - 11 ½	193,18
140	34	36	29	27	44	44.55	44.63	48.26	NPT 1' ½ - 11 ½	250,00
160	36	36	29	28	56	56.59	56.67	60.32	NPT 2' - 11 ½	400,00
160	55	45	35.5	41	67			73.02	NPT 2' ½ - 8	700,00
160	58	50	39	43	83			88.9	NPT 3' - 8	1000,00
180	60	70	55	46				114.3	NPT 4' - 8	

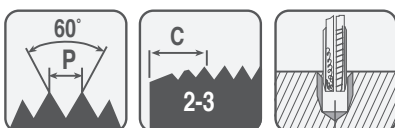
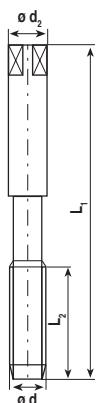
Codice Articolo

TD NPT

TD AZ NPT

TD NPTF

DIN 374



Tol	NEUTRO	NEUTRO	NEUTRO
Mat	HSS-E	HSS-E	HSS-E
Imbocco	C	C	C

L1	L2	d2	∅	L.MIS.	Preforo	Preforo		mm	d x p			
						min	max					
90	18	6	4.9	11	6.3	6.41	6.5	7.93	NPT 1/16 - 27	54,49	75,90	59,94
100	20	8	6.2	11	8.5	8.76	8.85	10.28	NPT 1/8 - 27	47,15	66,70	51,86
110	25	11	9	17	11.2	11.39	11.48	13.71	NPT 1/4 - 18	59,80	75,90	65,78
110	25	14	11	17	14.5	14.83	14.92	17.14	NPT 3/8 - 18	71,99	87,40	79,19
140	32	18	14.5	21	18	18.33	18.41	21.33	NPT 1/2 - 14	92,46	115,00	101,71
160	36	20	16	22	23	23.67	23.76	26.67	NPT 3/4 - 14	131,10	172,50	144,21
180	36	28	22	26	29	29.72	29.81	33.4	NPT 1' - 11 ½	181,70	239,20	189,75