

1091213	EAN	Ø	L	I	QTY PCB	
10912130500	3221910847548	5	160	100	1	1
10912130600	3221910847555	6	160	100	1	1
10912130700	3221910847562	7	160	100	1	1
10912130800	3221910847579	8	160	100	1	1
10912131000	3221910847586	10	160	100	1	1
10912131200	3221910847593	12	160	100	1	1
10912131400	3221910847609	14	160	100	1	1



1091223	EAN	Ø	L	I	QTY PCB	
10912230600	3221910847616	6	210	150	1	1
10912230650	3221910864712	6,5	210	150	1	1
10912230800	3221910847623	8	210	150	1	1
10912231000	3221910847630	10	210	150	1	1
10912231200	3221910847647	12	210	150	1	1
10912231400	3221910847654	14	210	150	1	1
10912231600	3221910847661	16	210	150	1	1
10912231800	3221910847678	18	210	150	1	1



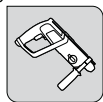
1091233	EAN	Ø	L	I	QTY PCB	
10912330600	3221910864316	6	260	200	1	1
10912330650	3221910864309	6,5	260	200	1	1
10912330800	3221910847685	8	260	200	1	1
10912331000	3221910847692	10	260	200	1	1
10912331200	3221910847708	12	260	200	1	1
10912331400	3221910847715	14	260	200	1	1
10912331600	3221910847722	16	260	200	1	1
10912331800	3221910847739	18	260	200	1	1
10912332000	3221910866501	20	260	200	1	1
10912332200	3221910866518	22	260	200	1	1



1091243	EAN	Ø	L	I	QTY PCB	
10912430800	3221910847746	8	450	400	1	1
10912431000	3221910847753	10	450	400	1	1
10912431200	3221910847760	12	450	400	1	1
10912431400	3221910847777	14	450	400	1	1
10912431600	3221910847784	16	450	400	1	1
10912431800	3221910847791	18	450	400	1	1
10912432000	3221910847807	20	450	400	1	1
10912432200	3221910864279	22	450	400	1	1
10912432400	3221910864323	24	450	400	1	1
10912432500	3221910847814	25	450	400	1	1



POINTED CHISEL



Designed for heavy demolition tasks. Very effective tool -ideal for breaking concrete

PUNTERO




Específico para trabajos de demolición. Gran capacidad de arranque. Ideal para traspasar hormigon.

SCALPELLO PUNTA

10901530001

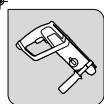
3221910234812

QTY	PCB
1	1



Accessori specifico per lavori di demolizione. Rimozione ad alta capacità. Ideale per forare il cemento.

HOLLOW CHISEL



DIN 8035



Ø
22x250
mm

Designed for heavy demolition tasks. Very effective tool -ideal for chiselling channels

ROZADOR




Específico para trabajos de demolición. Gran capacidad de arranque. Ideal para realizar rozas.

SGORBIA

10901530003

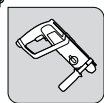
3221910234836

QTY	PCB
1	1



Specifico per i lavori di demolizione. Rimozione ad alta capacità. Ideale per effettuare solchi.

FLAT CHISEL



DIN 8035



Ø
20x250
mm

Designed for heavy demolition tasks. Very effective tool -ideal for working in masonry

CINCEL PALA




Específico para trabajos de demolición. Gran capacidad de arranque. Ideal para trabajos de albañilería.

SCALPELLO PIATTO

10901530002

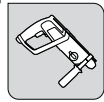
3221910234829

QTY	PCB
1	1



Accessori specifico per lavori di demolizione. Rimozione ad alta capacità. Ideale per lavori di muratura.

FLAT CHISEL



DIN 8035



Ø
40x250
mm

Designed for heavy demolition tasks. Very effective tool -ideal for working in masonry

CINCEL PALA




Específico para trabajos de demolición. Gran capacidad de arranque. Ideal para trabajos de albañilería.

SCALPELLO PIATTO

10901530004

3221910234843

QTY	PCB
1	1



Accessori specifico per lavori di demolizione. Rimozione ad alta capacità. Ideale per lavori di muratura.

ANGLED CHISEL



DIN 8035



Ø
40x250
mm

Demolition tool | SDS+ fitment

PALA CUCHARA




Específico para trabajos de demolición. Gran capacidad de arranque gracias a su geometría.

SCALPELLO A GOMITO

10901530005

3221910555894

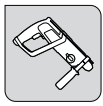
QTY	PCB
1	1



Accessori specifico per lavori di demolizione. Rimozione ad alta capacità grazie alla sua geometria.



COMB CHISEL



**DIN
8035**

**SDS
plus**

Ø
40x250
mm



Designed for heavy demolition tasks. Very effective tool -ideal for removal of rough plaster

CINCEL



Específico para trabajos de demolición. Gran capacidad de arranque. Ideal para eliminar el gotelé.

SCALPELLO VANGA

10901530007



3221910863012

QTY

1

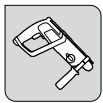
PCB

1



Accessori specifico per lavori di demolizione. Rimozione ad alta capacità. Ideale per eliminare l'intonaco.

COMB CHISEL



**DIN
8035**

**SDS
plus**

Ø
60x400
mm



Designed for heavy demolition tasks. Very effective tool -ideal for removal of rough plaster

CINCEL



Específico para trabajos de demolición. Gran capacidad de arranque. Ideal para eliminar el gotelé.

SCALPELLO VANGA

10901530006



3221910863005

QTY

1

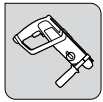
PCB

1



Accessori specifico per lavori di demolizione. Rimozione ad alta capacità. Ideale per eliminare l'intonaco.

TILE CHISEL



**DIN
8035**

**SDS
plus**

Ø
40x250
mm



Designed for heavy demolition tasks. Very effective tool -ideal for removal of tiles

CINCEL AZULEJOS



Accesorios específicos para trabajos de demolición. Gran capacidad de arranque. Ideal para despegar azulejos.

SCALPELLO PIASTRELLE

10901530008


3221910863029

QTY

1

PCB

1



Accessori specifico per lavori di demolizione. Rimozione ad alta capacità. Ideale per scollare le piastrelle.



#09



#09

