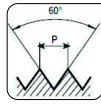




**M**

Metric  
Métrique  
Métrica



ISO 2 Norm  
Norme ISO 2  
Norma ISO 2

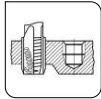
**MACHINE TAP LONG**  
**TARAUD MACHINE LONG**  
**MACHO DE MÁQUINA LARGO**

**6H**

**NFE 66112**

**HSS E**

**BRIGHT UNCOATED**




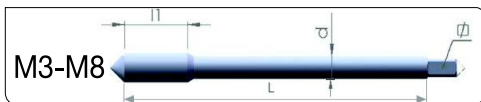






**2,5xd**



**A**

**B**

**C**

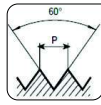


9704601	Ø	P	L	l1	d	NFE	□	●Ø
970460100300050	M 3	0,5	90	19	2,1	66112	1,6	2,50
970460100400070	M 4	0,7	100	20	2,9	66112	2,3	3,30
970460100500080	M 5	0,8	110	25	3,7	66112	3	4,20
970460100600100	M 6	1	120	27	4,5	66112	3,5	5,00
970460100800125	M 8	1,25	135	32	6,2	66112	5	6,75
970460101000150	M 10	1,5	150	38	7,6	66112	6	8,50
970460101200175	M 12	1,75	165	43	9	66112	7	10,25
970460101400200	M 14	2	180	50	10,5	66112	8	12,00
970460101600200	M 16	2	190	50	12,5	66112	10	14,00



**M**

Metric  
Métrique  
Métrica



ISO 2 Norm  
Norme ISO 2  
Norma ISO 2

**MACHINE TAP LONG**  
**TARAUD MACHINE LONG**  
**MACHO DE MÁQUINA LARGO**

**6H**

**NFE 66112**

**HSS E**

**BRIGHT UNCOATED**




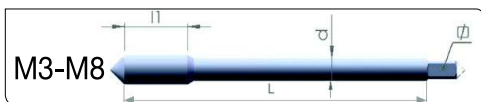






**2,5xd**



**A**

**B**

**C**



9704611	Ø	P	L	l1	d	NFE	□	●Ø
970461100300050	M 3	0,5	90	19	2,1	66112	1,6	2,50
970461100400070	M 4	0,7	100	20	2,9	66112	2,3	3,30
970461100500080	M 5	0,8	110	25	3,7	66112	3	4,20
970461100600100	M 6	1	120	27	4,5	66112	3,5	5,00
970461100800125	M 8	1,25	135	32	6,2	66112	5	6,75
970461101000150	M 10	1,5	150	38	7,6	66112	6	8,50
970461101200175	M 12	1,75	165	43	9	66112	7	10,25

