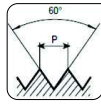


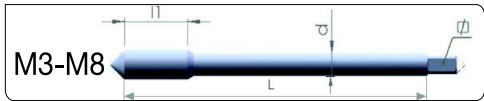


Metric  
Metrique  
Métrica



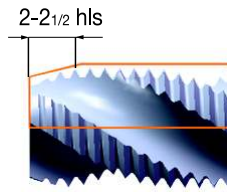
ISO 2 Norm  
Norme ISO 2  
Norma ISO 2

**MACHINE CUTTING TAP**  
**TARAU MACHINE Á COUPE**  
**MACHO DE CORTE A MÁQUINA**

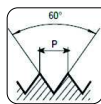


9605061	Ø	P	L	l1	d	DIN	□	●Ø
960506100200040	M 2	0,40	45	9	2,8	371	2,1	1,90
960506100250045	M 2,5	0,45	50	9	2,8	371	2,1	2,05
960506100300050	M 3	0,5	56	10	3,5	371	2,7	2,50
960506100350060	M 3,5	0,60	56	11	4,0	371	3	2,90
960506100400070	M 4	0,7	63	12	4,5	371	3,4	3,30
960506100500080	M 5	0,8	70	14	6	371	4,9	4,20
960506100600100	M 6	1	80	16	6	371	4,9	5,00
960506100700100	M 7	1,00	80	16	7,0	371	5,5	6,00
960506100800125	M 8	1,25	90	18	8	371	6,2	6,75
960506101000150	M 10	1,5	100	20	10	371	8	8,50

9605061	Ø	P	L	l1	d	DIN	□	●Ø
960506100600075	MF 6	0,75	80	12	6,0	371	4,9	5,25
960506100800100	MF 8	1	90	18	8,0	371	6,2	7,00
960506101000100	MF 10	1	90	18	10,0	371	8	9,00
960506101000125	MF 10	1,25	100	20	10,0	371	8	8,75

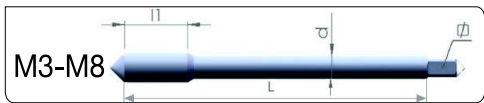


Metric  
Metrique  
Métrica

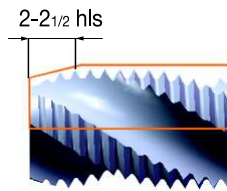


ISO 2 Norm  
Norme ISO 2  
Norma ISO 2

**MACHINE CUTTING TAP**  
**TARAU MACHINE Á COUPE**  
**MACHO DE CORTE A MÁQUINA**



9606061	Ø	P	L	l1	d	DIN	□	●Ø
960606100600100	M 6	1,00	80	10	4,5	376	3,4	5,00
960606100800125	M 8	1,25	90	12	6,0	376	4,9	6,75
960606101000150	M 10	1,50	100	14	7,0	376	5,5	8,50
960606101200175	M 12	1,75	110	16	9,0	376	7	10,25
960606101400200	M 14	2,00	110	18	11,0	376	9	12,00

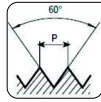


9606061	Ø	P	L	l1	d	DIN	□	●Ø
960606101600200	M 16	2,00	110	18	12,0	376	9	14,00
960606101800250	M 18	2,50	125	25	14,0	376	11	15,50
960606102000250	M 20	2,50	140	25	16,0	376	12	17,50
960606102200250	M 22	2,50	140	25	18,0	376	14,5	19,50
960606102400300	M 24	3,00	160	30	18,0	376	14,5	21,00

9606061	Ø	P	L	l1	d	DIN	□	●Ø
960606100800100	MF 8	1	90	18	6,0	374	4,9	7,00
960606101000100	MF 10	1	90	18	7,0	374	5,5	9,00
960606101200150	MF 12	1,5	100	22	9,0	374	7	11,50
960606101400150	MF 14	1,5	100	22	11,0	374	9	12,50
960606101600150	MF 16	1,5	100	22	12,0	374	9	14,50
960606101800150	MF 18	1,5	110	25	14,0	374	11	16,50



**M** Metric  
**MF** Métrique  
Métrica



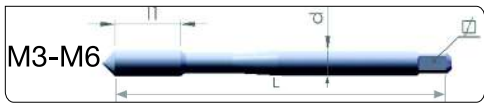
ISO 2 Norm  
Norme ISO 2  
Norma ISO 2

**MACHINE CUTTING TAP**  
**TARAUD MACHINE Á COUPE**  
**MACHO DE CORTE A MÁQUINA**

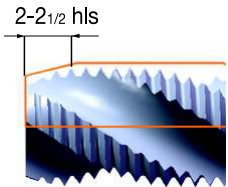
**6H** **DIN 371** **HSS EE** **SIDAR COATED**

**2,5xd** **38°**

**N1** **N3**



9605871	Ø	P	L	l1	d	DIN	□	●Ø
960587100300050	M 3	0,5	56	5	3,5	371	2,7	2,50
960587100400070	M 4	0,7	63	7	4,5	371	3,4	3,30
960587100500080	M 5	0,8	70	9	6,0	371	4,9	4,20
960587100600100	M 6	1	80	10	6,0	371	4,9	5,00
960587100800125	M 8	1,25	90	12	8,0	371	6,2	6,75
960587101000150	M 10	1,5	100	14	10,0	371	8	8,50



9605871	Ø	P	L	l1	d	DIN	□	●Ø
960587100800100	MF 8	1	90	18	8,0	371	6,2	7,00
960587101000100	MF 10	1	90	18	10,0	371	8	9,00