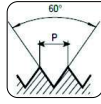









Metric  
Metricque  
Métrica



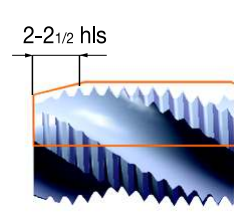
ISO 2 Norm  
Norme ISO 2  
Norma ISO 2

**MACHINE CUTTING TAP**  
**TARAU MACHINE Á COUPE**  
**MACHO DE CORTE A MÁQUINA**

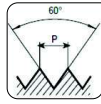


9605051	Ø	P	L	l1	d	DIN	□	●Ø
960505100200040	M 2	0,4	45	8	2,8	371	2,1	1,60
960505100250045	M 2,5	0,45	50	5	2,8	371	2,1	2,00
960505100300050	M 3	0,5	56	5	3,5	371	2,7	2,50
960505100350060	M 3,5	0,60	56	6	4,0	371	3	2,90
960505100400070	M 4	0,7	63	7	4,5	371	3,4	3,30
960505100500080	M 5	0,8	70	9	6	371	4,9	4,20
960505100600100	M 6	1	80	10	6	371	4,9	5,00
960505100700100	M 7	1,00	80	10	7,0	371	5,5	6,00
960505100800125	M 8	1,25	90	12	8	371	6,2	6,75
960505101000150	M 10	1,5	100	14	10	371	8	8,50

9605051	Ø	P	L	l1	d	DIN	□	●Ø
960505100500050	MF 5	0,5	70	11	6,0	371	4,9	4,50
960505100500075	MF 5	0,75	70	12	6,0	371	4,9	4,25
960505100600075	MF 6	0,75	80	12	6,0	371	4,9	5,25
960505100800100	MF 8	1	90	18	8,0	371	6,2	7,00
960505100900100	MF 9	1	90	18	9,0	371	7	8,00
960505101000100	MF 10	1	90	18	10,0	371	8	9,00
960505101000125	MF 10	1,25	100	20	10,0	371	8	8,75










Metric  
Metricque  
Métrica

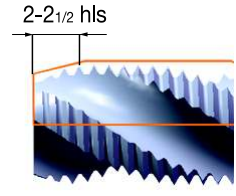


ISO 2 Norm  
Norme ISO 2  
Norma ISO 2

**MACHINE CUTTING TAP**  
**TARAU MACHINE Á COUPE**  
**MACHO DE CORTE A MÁQUINA**



9606051	Ø	P	L	l1	d	DIN	□	●Ø
960605100600100	M 6	1,00	80	10	4,5	376	3,4	5,00
960605100800125	M 8	1,25	90	12	6,0	376	4,9	6,75
960605101000150	M 10	1,50	100	14	7,0	376	5,5	8,50
960605101200175	M 12	1,75	110	16	9,0	376	7	10,25
960605101400200	M 14	2,00	110	18	11,0	376	9	12,00

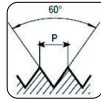


9606051	Ø	P	L	l1	d	DIN	□	●Ø
960605101600200	M 16	2,00	110	18	12,0	376	9	14,00
960605101800250	M 18	2,50	125	25	14,0	376	11	15,50
960605102000250	M 20	2,50	140	25	16,0	376	12	17,50
960605102200250	M 22	2,50	140	25	18,0	376	14,5	19,50
960605102400300	M 24	3,00	160	30	18,0	376	14,5	21,00

9606051	Ø	P	L	l1	d	DIN	□	●Ø
960605100800100	MF 8	1	90	18	6,0	374	4,9	7,00
960605101000100	MF 10	1	90	18	7,0	374	5,5	9,00
960605101200150	MF 12	1,5	100	22	9,0	374	7	11,50
960605101400150	MF 14	1,5	100	22	11,0	374	9	12,50
960605101600150	MF 16	1,5	100	22	12,0	374	9	14,50
960605101800150	MF 18	1,5	110	25	14,0	374	11	16,50



**M** Metric  
**MF** Métrique  
Métrica



ISO 2 Norm  
Norme ISO 2  
Norma ISO 2


**MACHINE CUTTING TAP**  
**TARAUO MACHINE Á COUPE**  
**MACHO DE CORTE A MÁQUINA**

**6H** **DIN 371** **HSS EE** **BRIGHT UNCOATED**



**2,5xd** **38°**

**A** **F1**



9605891	Ø	P	L	l1	d	DIN	□	●Ø
960589100200040	M 2	0,4	45	8	2,8	371	2,1	1,60
960589100250045	M 2,5	0,45	50	5	2,8	371	2,1	2,05
960589100300050	M 3	0,5	56	5	3,5	371	2,7	2,50
960589100350060	M 3,5	0,6	56	6	4,0	371	3	2,90
960589100400070	M 4	0,7	63	7	4,5	371	3,4	3,30
960589100500080	M 5	0,8	70	9	6,0	371	4,9	4,20
960589100600100	M 6	1	80	10	6,0	371	4,9	5,00
960589100700100	M 7	1	80	10	7,0	371	5,5	6,00
960589100800125	M 8	1,25	90	12	8,0	371	6,2	6,75
960589101000150	M 10	1,5	100	14	10,0	371	8	8,50

9605891	Ø	P	L	l1	d	DIN	□	●Ø
960589100800100	MF8	1	90	14	10	371	8	9
960589101000100	MF10	1	90	14	10	371	8	9

