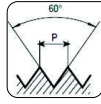










Metric
Metricque
Métrica



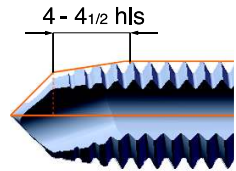
ISO 2 Norm
Norme ISO 2
Norma ISO 2

MACHINE CUTTING TAP
TARAU MACHINE Á COUPE
MACHO DE CORTE A MÁQUINA

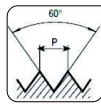


9605821	Ø	P	L	l1	d	DIN	□	•Ø
960582100200040	M 2	0,4	45	8	2,8	371	2,1	1,60
960582100250045	M 2,5	0,45	50	9	2,8	371	2,1	2,00
960582100300050	M 3	0,5	56	10	2,5	371	2,7	2,50
960582100350060	M 3,5	0,6	56	11	4	371	3	2,90
960582100400070	M 4	0,7	63	12	4,5	371	3,4	3,30
960582100500080	M 5	0,8	70	14	6	371	4,9	4,20
960582100600100	M 6	1	80	16	6	371	4,9	5,00
960582100700100	M 7	1,00	80	16	7,0	371	5,5	6,00
960582100800125	M 8	1,25	90	18	8	371	6,2	6,75
960582101000150	M 10	1,5	100	20	10	371	8	8,50

9605821	Ø	P	L	l1	d	DIN	□	•Ø
960582100500075	MF 5	0,75	70	12	6,0	371	4,9	4,25
960582100600075	MF 6	0,75	80	12	6,0	371	4,9	5,25
960582100800100	MF 8	1	90	18	8	371	6,2	7
960582101000100	MF 10	1	90	18	10	371	8	9

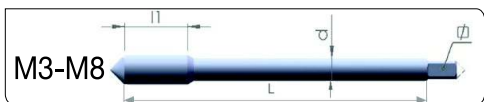








Metric
Metricque
Métrica

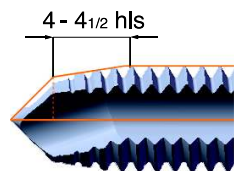


ISO 2 Norm
Norme ISO 2
Norma ISO 2

MACHINE CUTTING TAP
TARAU MACHINE Á COUPE
MACHO DE CORTE A MÁQUINA



9606821	Ø	P	L	l1	d	DIN	□	•Ø
960682100600100	M 6	1,00	80	16	4,5	376	3,4	5,00
960682100800125	M 8	1,25	90	18	6,0	376	4,9	6,75
960682101000150	M 10	1,50	100	20	7,0	376	5,5	8,50
960682101200175	M 12	1,75	110	22	9,0	376	7	10,25
960682101400200	M 14	2,00	110	25	11,0	376	9	12,00

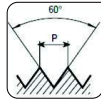


9606821	Ø	P	L	l1	d	DIN	□	●Ø
960682101600200	M 16	2,00	110	28	12,0	376	9	14,00
960682101800250	M 18	2,50	125	32	14,0	376	11	15,50
960682102000250	M 20	2,50	140	32	16,0	376	12	17,50
960682102200250	M 22	2,50	140	32	18,0	376	14,5	19,50
960682102400300	M 24	3,00	160	32	18,0	376	14,5	21,00
960682102700300	M 27	3,00	160	36	20,0	376	16	24,00
960682103000350	M 30	3,50	180	40	22,0	376	18	26,50

9606821	Ø	P	L	l1	d	DIN	□	●Ø
9606821003000100	MF8	1	90	18	8	374	4,9	7,00
9606821010000100	MF10	1	90	18	7	374	5,5	9,00
9606821012000150	MF12	1,5	100	22	9	374	7	10,50
9606821014000150	MF14	1,5	100	22	11	374	9	12,50
9606821016000150	MF16	1,5	110	22	12	374	9	14,50



M Metric
Metrique
Métrica



ISO 2 Norm
Norme ISO 2
Norma ISO 2



MACHINE CUTTING TAP
TARAUO MACHINE Á COUPE
MACHO DE CORTE A MÁQUINA

6H **DIN 371** **HSS EE** **TiCN COATED**



2,5xd

D **Q3** **T3**



9600621	Ø	P	L	l1	d	DIN	□	●Ø
9600621003000050	M 3	0,50	56	11	3,5	371	2,7	2,50
9600621004000070	M 4	0,70	63	12	4,5	371	3,4	3,30
9600621005000080	M 5	0,80	70	14	6,0	371	4,9	4,20
9600621006000100	M 6	1,00	80	16	6,0	371	4,9	5,00
9600621008000125	M 8	1,25	90	18	8,0	371	6,2	6,75
9600621010000150	M 10	1,50	100	20	10,0	371	8	8,50

