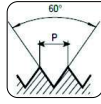


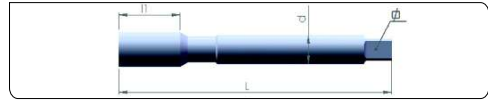






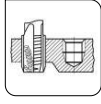



Metric
Métrique
Métrica



ISO 2 Norm
Norme ISO 2
Norma ISO 2

FLASHCUT MACHINE CUTTING TAP
TARAU À COUPE FLASHCUT
MACHO DE MÁQUINA FLASHCUT



960CT11	Ø	P	L	l1	d	DIN	□	●Ø
960CT1100300050	M 3	0,5	56	10	3,5	371	2,7	2,50
960CT1100400070	M 4	0,7	63	12	4,5	371	3,4	3,30
960CT1100500080	M 5	0,8	70	14	6	371	4,9	4,20
960CT1100600100	M 6	1	80	16	6	371	4,9	5,00
960CT1100800125	M 8	1,25	90	18	8	371	6,2	6,75
960CT1101000150	M 10	1,5	100	20	10	371	8	8,50
960CT1101200175	M 12	1,75	110	22	9	376	7	10,25
960CT1101400200	M 14	2	110	25	11	376	9	12,00
960CT1101600200	M 16	2	110	28	12	376	9	14,00

960CT11	Ø	P	L	l1	d	DIN	□	●Ø
960CT1100800100	MF8	1	90	18	8	371	6,2	7,00
960CT1101000100	MF10	1	90	18	10	371	8	9,00
960CT1101200150	MF12	1,5	100	22	9	374	7	10,50
960CT1101400150	MF14	1,5	100	22	11	374	9	12,50

