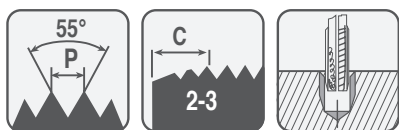
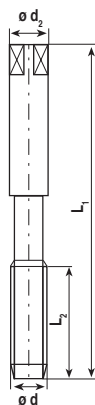


NORM <sup>®</sup>



L1	L2	d2	∅	L.MIS.	Preforo	Preforo		mm	d x p	
						min	max			
119	36	31.5	25	28.3	38.52	37.5	38.95	41.91	Rc 1' ¼ - 11	193,18
125	37	35.5	28	28.3	44.5	43.5	44.85	47.8	Rc 1' ½ - 11	250,00
160	41	45	31.5	32.7	56.5	55	56.66	59.61	Rc 2' - 11	400,00
						62.75	63.4	65.71	Rc 2' ¼ - 11	
						72.22	72.86	75.18	Rc 2' ½ - 11	700,00
164	48	50	39	40.2	84.15	84.92	85.56	87.88	Rc 3' - 11	1000,00
180	60	70	55		29.75	110	110.7	113.03	Rc 4' - 11	

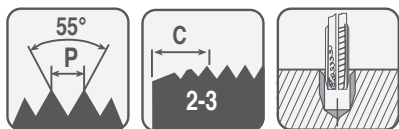
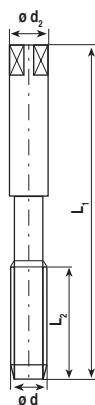
Codice Articolo

S 3<sup>^</sup>



Tol	NEUTRO
Mat	HSS
Imbocco	C

DIN 374



L1	L2	d2	∅	L.MIS.	Preforo	Preforo		mm	d x p	
						min	max			
90	18	6	4.9	10.1	6.3	6.1	6.56	7.72	Rc 1/16 - 28	82,80
100	20	8	6.2	10.1	8.3	8.1	8.57	9.73	Rc 1/8 - 28	47,15
110	25	11	9	15	11.5	10.75	11.45	13.16	Rc 1/4 - 19	59,80
110	25	14	11	15.4	14.75	14.25	14.95	16.66	Rc 3/8 - 19	71,99
140	32	18	14.5	20.5	18.25	17.75	18.63	20.95	Rc 1/2 - 14	92,46
160	36	20	16	21.8	23.5	23	24.12	26.44	Rc 3/4 - 14	131,10
180	36	28	22	26	29.75	29	30.29	33.25	Rc 1' - 11 ½	181,70

Codice Articolo

TD



Tol	NEUTRO
Mat	HSS-E
Imbocco	C