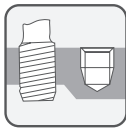
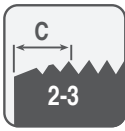
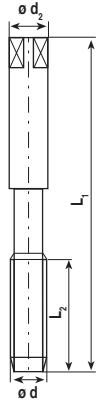


DIN 2189



Codice Articolo

FORM

FORM-Y

HP FORM-Y



HIGH PERFORMANCE

	NEUTRO	TiN
Tol	ISO 228X	ISO 228X
Mat	HSS-E	HSS-E
Imbocco	C	C

	TiN
Tol	ISO 228X
Mat	HSSCo-PM
Imbocco	C

L1	L2	d2	∅	Preforo	mm	d x p			
100	16	7	5.5	8.7	9.73	G 1/8 - 28	45,01	54,74	67,51
100	18	11	9	11.16	13.16	G 1/4 - 19	49,75	64,01	80,54
110	22	12	9	15	16.66	G 3/8 - 19	65,15	81,62	103,05
125	25	16	12	19	20.95	G 1/2 - 14	73,43	106,39	139,77
140	25	20	16	24,5	26.44	G 3/4 - 14	129,11	184,33	265,33
160	32	25	20	32	33.25	G 1" - 11	244,01	308,78	